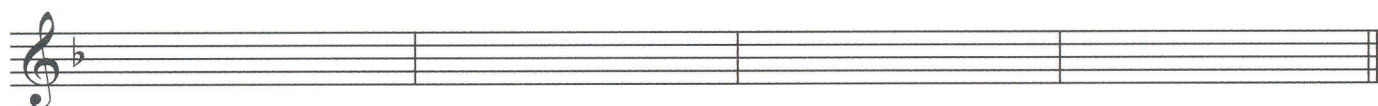



LES 11

Maak zelf een nazin bij de gegeven voorzinnen. De nazin is van het eerste type.


A)



B)



C)



LES 12

A) Schrijf zonder koppeltekens:

2/4

2/4

3/4

3/4

C

C

B) Juist of fout?

- * ♪ ♪ = ♪ ♪
- * ♪ ♪ duurt even lang als ♪ ♪
- * ♪ ♪ in 3/4 duurt even lang als ♪ ♪ in
- * ♪ ♪ = ♪ ♪

LES 13

A) Vul aan met het gevraagde (N = noot R= rust)

Exercise A consists of two staves. The first staff is in 3/8 time and contains the following rhythmic patterns: a quarter note, a quarter note, a quarter rest, a quarter note, a quarter note, a quarter note, a quarter note, and a quarter note. Below these notes are the labels: 3 N, 4 N, 1 R, and 1 R. The second staff is in 2/4 time and contains: a quarter note, a quarter rest, a quarter note, a quarter note, a quarter note, a quarter note, a quarter note, a quarter note, a quarter note, and a quarter note. Below these notes are the labels: 1 N, 1 R, 1 R, and 1 N. A triplet of three eighth notes is indicated above the first three notes of the second staff.

B) Schrijf over in de gevraagde maatsoort.

The first system of exercise B shows a 2/4 staff and a 3/8 staff. The 2/4 staff contains a quarter note, a quarter note, a quarter note, a quarter note, and a quarter note. The 3/8 staff contains a quarter note, a quarter note, a quarter note, a quarter note, and a quarter note.

The second system of exercise B shows a 2/4 staff and a 3/8 staff. The 2/4 staff contains a quarter note, a quarter note, a quarter note, and a quarter note. The 3/8 staff contains a quarter note, a quarter note, a quarter note, a quarter note, a quarter note, a quarter note, and a quarter note. A triplet of three eighth notes is indicated above the first three notes of the 3/8 staff.

LES 14

A) Zijn volgende drieklanken klein of groot ?

.....

B) Becijfer de drieklank. Zet daarna om in grondligging.

.....

C) Maak de gevraagde drieklank. Geef ook de gronddrieklank.
(G of K staat voor gronddrieklank groot of klein)

G 5 K 6 K 6 G 6
3 3 4 3

LES 15

A) Trek maatstrepen:

B) Schrijf het ritmisch dictee van 15B over naar $\frac{3}{4}$.

C) Schrijf over naar $\frac{3}{2}$.

LES 16

A) Maak een ritmische zin van acht maten. Gebruik volgende ritmes:

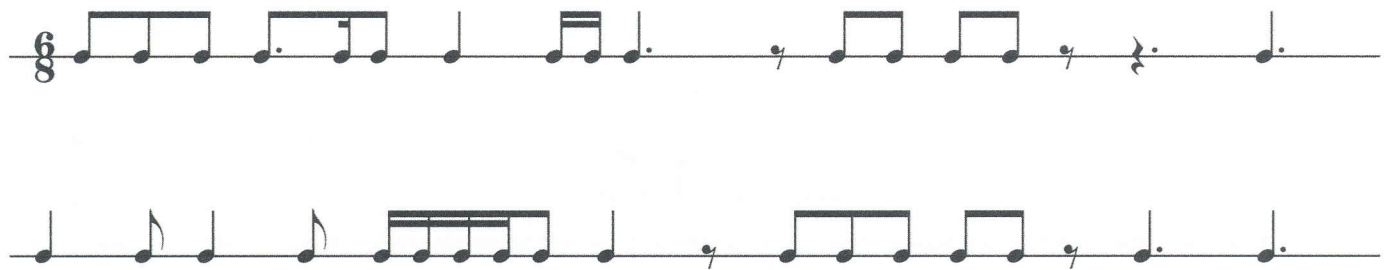
B) Schrijf zonder koppeltkens:



Two staves of musical notation. The top staff contains a sequence of notes and rests: quarter notes, eighth notes, and sixteenth notes, some beamed together. The bottom staff is empty, with vertical bar lines corresponding to the measures in the top staff.

LES 17

A) Trek maatstrepen:



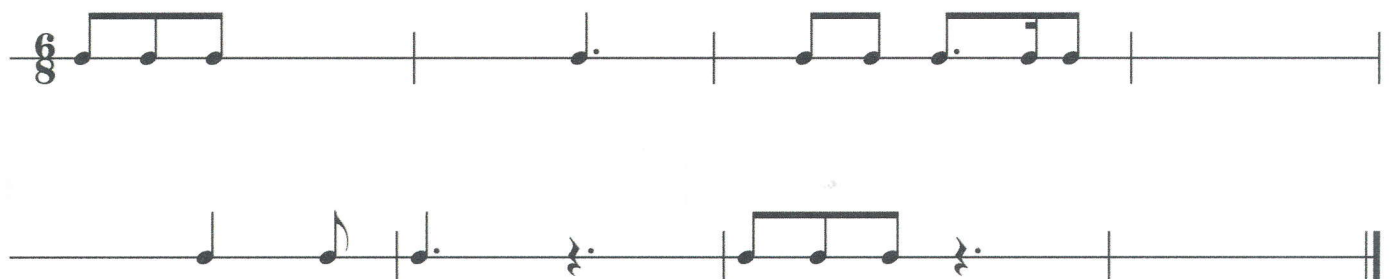
Two staves of musical notation. The top staff contains a sequence of notes and rests: quarter notes, eighth notes, and sixteenth notes, some beamed together. The bottom staff is empty, with vertical bar lines corresponding to the measures in the top staff.

B) Vul aan met:



A single staff of musical notation showing a sequence of notes and rests: quarter notes, eighth notes, and sixteenth notes, some beamed together.

Gebruik elk ritme één maal:



Two staves of musical notation. The top staff contains a sequence of notes and rests: quarter notes, eighth notes, and sixteenth notes, some beamed together. The bottom staff is empty, with vertical bar lines corresponding to the measures in the top staff.